






COMPSTAT

Operations - South Bureau Profile

05/31/09 - 06/27/09



<p>OSB COMMAND STAFF</p> <p>Rank: Date of Promotion: Date Assigned Bureau: LAPD Appointment Date: 2009 Part I Crimes/10000: 183.4</p>		<p>BUREAU C/O: Kirk J. Albanese Deputy Chief March 29, 2009 November 17, 1980</p>		<p>ASSISTANT C/O: Andrew J. Smith Commander July 1, 2007 April 1, 2008 June 27, 1988</p>		<p>CRIMINAL GANG / HOMICIDE Kyle B. Jackson Commander July 6, 2008 September 26, 1977</p>
---	---	--	---	---	---	--

CRIME STATISTICS for week ending 06/27/09

VIOLENT CRIMES	05/31/09 TO 06/27/09	05/03/09 TO 05/30/09	% Change	05/03/09 TO 05/30/09	04/05/09 TO 05/02/09	% Change	YTD 2009	YTD 2008	% Change	YTD 2009	YTD 2007	% Change
HOMICIDE	7	9	-22%	9	6	50%	54	71	-24%	54	68	-21%
RAPE	20	17	18%	17	19	-11%	103	113	-9%	103	136	-24%
ROBBERY	260	282	-8%	282	262	8%	1750	1824	-4%	1750	2113	-17%
AGGRAVATED ASSAULTS	346	317	9%	317	315	1%	1970	1920	3%	1970	1954	1%
TOTAL VIOLENT	633	625	1%	625	602	4%	3877	3928	-1%	3877	4271	-9%

PROPERTY CRIMES	05/31/09 TO 06/27/09	05/03/09 TO 05/30/09	% Change	05/03/09 TO 05/30/09	04/05/09 TO 05/02/09	% Change	YTD 2009	YTD 2008	% Change	YTD 2009	YTD 2007	% Change
BURGLARY	308	369	-17%	369	348	6%	2068	2078	0%	2068	2391	-14%
GTA	342	360	-5%	360	385	-6%	2296	2831	-19%	2296	2875	-20%
BTFV	333	371	-10%	371	348	7%	2328	2263	3%	2328	2471	-6%
PERSONAL /OTHER THEFT	342	339	1%	339	356	-5%	2317	2456	-6%	2317	2434	-5%
TOTAL PROPERTY	1325	1439	-8%	1439	1437	0%	9009	9628	-6%	9009	10171	-11%
TOTAL PART I	1958	2064	-5%	2064	2039	1%	12886	13556	-5%	12886	14442	-11%

Child/Spousal Abuse (Part I & II)*	250	307	-19%	307	275	12%	1677	1815	-8%	1677	1667	1%
SHOTS FIRED	102	96	6%	96	101	-5%	595	663	-10%	595	909	-35%
SHOOTING VICTIMS	54	52	4%	52	39	33%	297	347	-14%	297	413	-28%

ARREST STATISTICS for week ending 06/27/09

ARRESTS	05/31/09 TO 06/27/09	05/03/09 TO 05/30/09	% Change	05/03/09 TO 05/30/09	04/05/09 TO 05/02/09	% Change	YTD 2009	YTD 2008	% Change	YTD 2009	YTD 2007	% Change
HOMICIDE	4	5	-20%	5	6	-17%	43	43	0%	43	54	-20%
RAPE	6	3	100%	3	6	-50%	28	41	-32%	28	34	-18%
ROBBERY	93	114	-18%	114	102	12%	601	628	-4%	601	675	-11%
AGGRAVATED ASSAULT**	237	240	-1%	240	192	25%	1411	1307	8%	1411	1359	4%
BURGLARY	82	90	-9%	90	69	30%	475	402	18%	475	431	10%
LARCENY	105	106	-1%	106	117	-9%	722	778	-7%	722	722	0%
AUTO THEFT	47	44	7%	44	44	0%	333	416	-20%	333	516	-35%
TOTAL VIOLENT	340	362	-6%	362	306	18%	2083	2019	3%	2083	2122	-2%
TOTAL PART I	574	602	-5%	602	536	12%	3613	3615	0%	3613	3791	-5%
TOTAL ALL ARRESTS	2776	2945	-6%	2945	2927	1%	19338	20377	-5%	19338	21952	-12%

* Part II Child/Spousal Abuse Simple Assaults not included in Part I Aggravated Assaults above to comply with the FBI's Uniform Crime Reporting guidelines.
 **Statistics include domestic violence. N.C. - Not Calculable

Statistics are based on the date the crime or arrest occurred.